




Mengle Memorial Library

presents:

Froggy Gets Dressed by Jonathan London



Froggy Gets Dressed provides you with a great opportunity to talk to your children about clothing, body parts and the seasons/weather. While reading the story point to the illustrations and ask your child what piece of clothing Froggy forgot.

After reading the story, ask your children what type of clothes they wear in the winter. Discuss the types of clothes they wear in the summer. With older children, have your children explain how and why winter and summer clothes are different. With younger children explain it to them.

This book provides a fun opportunity to talk about the clothes they wear, and different body parts enhancing your child's vocabulary. Teach your children more unique body parts such as wrist, ankle, and forehead. If you know the names of your muscles and bones, teach your child those words too. When your child says, "I wear my gloves on my hands." Tell your child "Yes, your gloves keep your palms and wrists warm, too."

Books about Animals!

Animals Should Definitely NOT Wear Clothing by Judi Barrett

Jesse Bear, What Will You Wear? by Nancy Carlstrom

Charlie Needs a Cloak by Tomie de Paola

The Philharmonic Gets Dressed by Karla Kuskin

Pete the Cat and His Four Groovy Buttons by Eric Litwin

Too Purpley! by Jean Reidy

Max's Dragon Shirt by Rosemary Wells

You Forgot Your Skirt by Corey, Shana

Olivia by Ian Falconer

The Jacket I Wear in the Snow by Shirley Neitzel

Get dressed! by Gwenyth Swain

Silly Rhyming - Say the following sentences, using a rhyming word for something Froggy wore. Ask the children to listen for the nonsense word, and think of the correct word that rhymes.

Froggy put on a cat (hat)

Froggy put on his roots (boots)

Froggy put on his rocks (socks)

Froggy put on his tarf (scarf)

Froggy put on his kittens (mittens)

Froggy put on his ants (pants)

Froggy put on his boat (coat)

Froggy put on his dirt (shirt)

Have your child think of other words that rhyme with clothes words. Start with the word "clothes" Use words like nose, hose, rose, toes, goes, and shows. Use these words to make up a silly rhyme.

While getting your child dressed in the morning, make up a song about what you are doing. This will enhance your child's language and speech skills. It also makes getting dressed more fun, grabbing the attention of your toddlers and preschoolers who might get the wiggles and try to fight with you whenever you change their clothes.



Mengle Memorial Library

324 Main Street

Brockway, PA 15824

This project has been partially funded with federal Library Services and Technology Act (LSTA) funds from the Institute of Museum and Library Services, administered by the Office of Commonwealth Libraries.

Here are some fun songs and rhymes about Getting Dressed!

Getting Dressed

(The Farmer in the Dell)

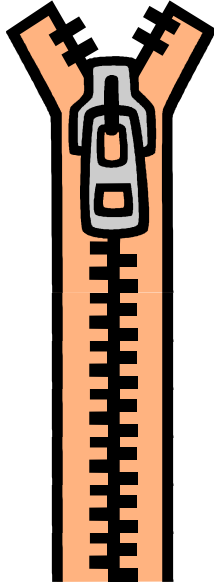
I'm getting dressed myself,
I'm getting dressed myself.
Hi-ho, I'm growing-o,
I'm getting dressed myself.

I'm putting undies on,
I'm putting undies on.
Hi-ho, I'm growing-o,
I'm putting undies on.

Additional second verses:

I'm putting on my shirt.
I'm putting on my pants.
I'm putting on my socks.
I'm putting on my shoes.

Now look what I have done,
Now look what I have done.
Hi-ho, I'm growing-o,
Now look what I have done.



Ten Warm Mittens

Ten warm mittens, hanging on the line,
One blows away and then there are nine.

Nine warm mittens, one without a mate,
A squirrel carries one away and that leaves eight.

Eight warm mittens, just eight not eleven,
One gets buried in the snow and that leaves seven.

Seven warm mittens, which one do you pick?
I'll pick the red one and that leaves six.

Six warm mittens, put one on to try.
Then you take it from the line and that leaves five.

Five warm mittens, we had ten before!
A fluffy bunny needs one and that leaves four!

Four warm mittens, two for you and two for me,
I lost one on the ski slope and that leaves three.

Three warm mittens, looking very new,
One falls into the mud and that leaves two.

Two warm mittens, drying in the sun,
A bird comes down and snatches it and that leaves one.


One warm mitten, what good is one?
A little mouse can have a bed, and that leaves none!

Five Green and Speckled Frogs

Five Green and speckled frogs,
Sitting on a hollow log,
Eating some most delicious bugs,
Yum, Yum.

One frog jumped in the pool,
Where it was nice and cool,
Now there are only four speckled frogs,
Glub, glub

Repeat until you have no speckled frogs



Mary Wore Her Red Dress

Mary wore her red dress, red dress, red dress.
Mary wore her red dress all day long.


Additional Verses:

Sam orange sweater Hannah pink sneakers
Peter blue jeans Leon green shirt
Ashley yellow hat

Dressed in the Morning (Tune: This is the way)

This is the way we get dressed in the morning,
dressed in the morning, dressed in the morning
This is the way we dressed in the morning, so early in the morning!
This is the way we put on our shirt, put on our shirt, put on our shirt
This is the way we put on our shirt, so early in the morning!

(Act out each movement.....continue adding items of clothing depending on the weather or season you want to discuss. Socks, shoes, snow pants, boots, raincoat, etc.)



Mengle Memorial Library
324 Main Street
Brockway, PA 15824

This project has been partially funded with federal Library Services and Technology Act (LSTA) funds from the Institute of Museum and Library Services, administered by the Office of Commonwealth Libraries.