




Mengle Memorial Library

presents:

One Duck Stuck by Phyllis Root



One Duck Stuck is a great counting book that also teaches about co-operation. While reading the story, encourage the children to repeat the phrase “Help! Help! Who can help?” Or “No luck. Still stuck.” Run your finger under these words as you say the words together. Doing this, you will help him learn that certain squiggles on a page (printed letters and words) represent certain words we speak. Understanding this connection is important in preparing your child to become a good reader.

While reading the story pause at the appropriate moments, to let the children fill in the name of the animal who has come to help duck get unstuck. Ask them what sound that animal makes. Making the sounds of animals, develops phonological awareness, which is hearing sounds in words. This is one of the skills that researchers have found helps with learning to read.

Books about ducks!

Fix-It Duck by Jez Alborough

Duck in Trouble by Stephen Cartwright

Iktomi and the Ducks by Paul Goble

Double the Ducks by Stuart Murphy

Farmer Duck by Martin Waddell

Three Dizzy Ducklings by J. Woodman

10 Little Rubber Ducks by Eric Carle

Duck for President by Doreen Cronin

Five Little Ducks by Penny Ives

Duck! Rabbit! By Amy Krouse Rosenthal

All My Little Ducklings by Monica Wellington

Extend the Book

After reading the story, ask the children whether or not they liked the story and find out why. Ask the children, “What were some of the funny sounds the animals made in this story? How did the duck get unstuck? Have you (or someone you know) ever gotten stuck somewhere? How did you get out?”

Being able to recognize rhyming sounds is a very useful skill when learning to read. In this book, find the rhyming words – the words whose endings sound the same. Then emphasize these words as you read. Examples: “duck,” “stuck,” “muck,” “luck,” and “spluck.” (“Spluck” is a made-up word. Like the author of this book, feel free to make words up when you are playing with rhymes!)

Re-read the book, and have the children count the animals on the page. Ask them if the animals are all there. Point to each one as you count it. Have the children count the animals using their fingers. Research has shown that children who enter kindergarten and can count with a good understanding of the connection between number words and their actual numerical value do better in mathematics. Studies have shown that children who could count to 20 in preschool had the highest math scores in 1st grade.

What Time Is It Mr. Duck? Game - Have the children all line up against a wall or fence. Select one child to be Mr. Duck. Have Mr. Duck face away from the other children. The children yell, “What time is it Mr. Duck?” and he answers one o’clock. All the children take one step toward Mr. Duck. The children again yell the same question and Mr. Duck can give any time he wants and the children will take the number of steps accordingly. This continues until the children are very close to Mr. Duck and then he will answer, “It is midnight!” He will then chase all the children back to the wall or fence where he started. The first one Mr. Duck touches is the next Mr. Duck.



Mengle Memorial Library
324 Main Street
Brockway, PA 15824
menglelibrary.org

This project has been partially funded with federal Library Services and Technology Act (LSTA) funds from the Institute of Museum and Library Services, administered by the Office of Commonwealth Libraries.

Here are some fun songs and rhymes!

Five Little Ducks Went Out To Play


Five little ducks went out to play
Over the hill and far away
Mama duck said, "Quack, Quack, Quack"
And four little ducks came waddling back.

Four little ducks went out to play
Over the hill and far away
Mama duck said, "Quack, Quack, Quack"
And three little ducks came waddling back.

Three little ducks...
Two little ducks...

One little duck went out to play
Over the hill and far away
Mama duck said, "Quack, Quack, Quack"
And no little ducks came waddling back.

No little ducks went out to play
Over the hill and far away
PAPA duck said "QUACK, QUACK, QUACK"
And five little ducks came waddling back!




Six White Ducks

Six white ducks that I once knew,
Fat ducks, skinny ducks, they were, too.
But the one little duck with the feather on his back,
He led the others with a, "Quack, quack, quack!"

Down to the river they would go.
Wibble, wobble, wibble, wobble all in a row.
But the one little duck with the feather on his back,
He led the others with a, "Quack, Quack, quack!"

Up the river they would come
Ho, ho, ho, ho, hum, hum, hum.
But the one little duck with the feather on his back,
He led the others with a, "Quack, quack, quack!"



I'm a Little Duckling
(Tune: I'm a Little Teapot)

I'm a little duckling
crouch down inside your egg
Ready to hatch.
Pecking at my shell
pecking motion
Scratch, scratch, scratch!
scratching motion
When I crack open, out I'll jump
jump out of shell
Fluff my feathers, quack, quack, quack!

Little Duck

I am a little duck that goes quack, quack, quack.
*Make hand be duck's mouth
and it quacks.*
And I've got lots of feathers on my back, back, back.
*Wave hands near bottom
to indicate tail feathers.*
And when I go down to the lake,
I wiggle and I wobble and I shake, shake, shake.
Wobble and shake around like a duck.
And when I go to sleep at night
Pretend to be sleeping with hands as pillows.
I close my eyes very tight.
But in the morning when I wake,
I wiggle and I wobble and I shake, shake, shake.

Ten Little Ducklings

Ten little ducklings,
*Move hands back and forth
in waddling motion.*
Dash, dash, dash!
Jumped in the pond,
Motion of jumping.
Splash, splash, splash!
When the mother called them,
"Quack, quack, quack,"
Ten little ducklings
Hold up ten fingers.
Swam right back.
Motion of swimming.



Mengle Memorial Library
324 Main Street
Brockway, PA 15824
menglelibrary.org

This project has been partially funded with federal Library Services and Technology Act (LSTA) funds from the Institute of Museum and Library Services, administered by the Office of Commonwealth Libraries.