




Mengle Memorial Library

presents:

How Do Dinosaurs Play with Their Friends?

By Jane Yolen and Mark Teague



How Do Dinosaurs Play with Their Friends? provides an opportunity to talk with your child about being a good friend. Building relationships with other children and adults is a very important stage of development in young children. Talk to your child about friends and friendship. Ask your child to name someone considered a friend. "What makes a good friend?" and "What do you like to do with your friends?"

Print awareness is a key concept to literacy. Knowing how to handle a book helps your child and gives print meaning. While reading this story with your child, point to the words as you read them. Let your child turn the pages. These simple actions will let your child see that not only are books (in English) read from left to right, the text on each page is also read from left to right and top to bottom. Follow the text with your finger, since it helps children to realize you are reading the text not the pictures.

More "How Do Dinosaurs" Books

How Do Dinosaurs Get Well Soon? by Jane Yolen

How Do Dinosaurs Go to School? by Jane Yolen

How Do Dinosaurs Love Their Dogs? by Jane Yolen

How Do Dinosaurs Say Good Night? by Jane Yolen

More Books About Friends

Where Is The Green Sheep? by Mem Fox

Do You Want to Be My Friend? by Eric Carle

Don't need Friends by Carolyn Crimi

Corduroy by Don Freeman

Extend the Book

Read the book again! This time try dialogic reading. **Dialogic reading** is just children and adults having a conversation (a dialogue) about a book. Children will enjoy dialogic reading more than traditional reading as long as you mix-up your prompts with straight reading, vary what you do from reading to reading, and follow the child's interest. Keep it light. Don't push children with more prompts than they can handle happily.

The fundamental reading technique in dialogic reading is the PEER sequence. This is a short interaction between a child and the adult. The adult:

- Prompts the child to say something about the book,
- Evaluates the child's response,
- Expands the child's response by rephrasing and adding information to it, and
- Repeats the prompt to make sure the child has learned from the expansion.

Except for the first reading of a book to children, PEER sequences should occur on nearly every page. Sometimes you can read the written words on the page and then prompt the child to say something. For many books, you should do less and less reading of the written words in the book each time you read it. Leave more to the child.


You can start by looking at the cover of this book. The parent says, "What is this?," (the prompt) while pointing to the dinosaur. The child says, *dinosaur*, and the parent follows with "That's right" (the evaluation). "It's a dinosaur going down a slide" (the expansion). "What is the dinosaur doing?" (the repetition).



Mengle Memorial Library
324 Main Street
Brockway, PA 15824
menglelibrary.org

This project has been partially funded with federal Library Services and Technology Act (LSTA) funds from the Institute of Museum and Library Services, administered by the Office of Commonwealth Libraries.

More Rhymes about Friends



Friends at Play

One little child with nothing to do
Found a friend to play with
And then there were two
Two little children, playing happily
Along came another and then there were three
Three little children, playing grocery store
Along came a customer and then there were four
Four little children with cars and trikes to drive
Along came a friend in a wagon, and then there were five.

IF YOU WANT TO BE A FRIEND

Tune: "If You're Happy And You Know It"

If you want to be a friend, clap your hands.
If you want to be a friend, clap your hands.
A friend is someone who,
Is always kind to you.
If you want to be a friend, clap your hands.

This is the Way

(shake hand)

This is the way we shake someone's hand,
someone's hand, someone's hand
This is the way we shake someone's hand,
on a happy day together

(pat each other on the back)

This is the way we touch a friend,
touch a friend, touch a friend
This is the way we touch a friend,
on a happy day together


(dance)

This is way we boogie down,
boogie down, boogie down
This is way we boogie down,
on a happy day together



If You're Happy and You Know It: Dino Edition

If you're happy and you know it gnash your teeth!
If you're happy and you know it wave your tail!
If you're happy and you know it flap your wings!
If you're happy and you know it roar real loud!



Wild Beasts

I will be lion
And you shall be a bear,
And each of us will have a den
Beneath a nursery chair;
And you must growl and growl and growl,
And I will roar and roar,
And then—why, then—you'll growl again,
And I will roar some more



Mengle Memorial Library
324 Main Street
Brockway, PA 15824
menglelibrary.org

This project has been partially funded with federal Library Services and Technology Act (LSTA) funds from the Institute of Museum and Library Services, administered by the Office of Commonwealth Libraries.